

# LISTINGS WITH PHOTOS

When selling your collectibles on TCGplayer.com, you can easily add your own photos to your listings. This helps you sell high-value and unique items like graded collectibles, signed cards and Funko Pop!, miscuts, misprints, and card alters. All sellers on the TCGplayer Marketplace have access to this feature. (Want more info about listings with photos? Visit our [seller website](#) to learn more.)

## In this guide:

- [Policies and Best Practices](#)
- [Editing Your Listings with Photos](#)
- [Adding Your Listings with Photos](#)


## Policies and Best Practices

Before you get started, it's a good idea to familiarize yourself with our [listings with photos policies](#) and [best practices](#). Plus, make sure to take a look at our [FAQ](#) for answers to some popular questions we've received.

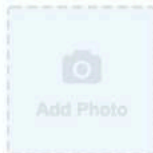



Some important things to keep in mind:

- All listings with photos need to be (or have originally been) the official, manufactured item you're listing. For example, a signed or altered Tarmogoyf is okay, but a proxy or counterfeit Tarmogoyf is not.
- You may list playsets as long as all cards are the same version, but you may not list card lots.
- All photos have to be of the exact product you have in your possession. You may not use stock images or photos of a similar product.
- Make sure to keep it clean. Any photos deemed inappropriate (containing sexually explicit, racist, or excessively violent text or images) will be removed. Note: Any original artwork provided by the manufacturer is acceptable, and we will not remove or censor it in any way.

**Main Photo \***  
Images must be in .jpg format, no smaller than 750px wide and no larger than 15mb.



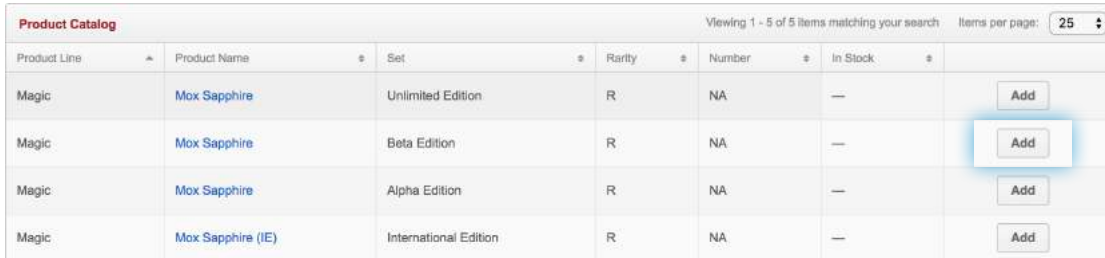
**Additional Photos**  
Show alternate angles and close-ups to highlight what makes your item unique.



# Adding Your Listings with Photos

You can use either the Inventory tab (all sellers) or the Pricing tab (Level 4 only) to add photos. Follow these simple steps to add your listings using the Inventory tab. For more detailed instructions for both the Inventory and Pricing tabs, refer to [How to Add Listings with Photos](#).

1. Within the Inventory tab, search for the product you want to create a listing for and click the Add/Manage button.

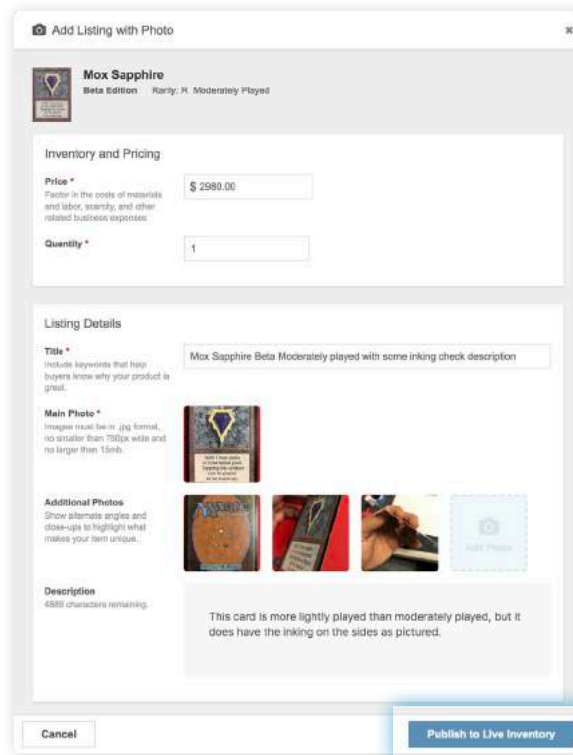


| Product Line | Product Name      | Set                   | Rarity | Number | In Stock |                     |
|--------------|-------------------|-----------------------|--------|--------|----------|---------------------|
| Magic        | Mox Sapphire      | Unlimited Edition     | R      | NA     | —        | <a href="#">Add</a> |
| Magic        | Mox Sapphire      | Beta Edition          | R      | NA     | —        | <a href="#">Add</a> |
| Magic        | Mox Sapphire      | Alpha Edition         | R      | NA     | —        | <a href="#">Add</a> |
| Magic        | Mox Sapphire (IE) | International Edition | R      | NA     | —        | <a href="#">Add</a> |

2. Click the +Add Listing With Photo button. You'll see a popup that allows you to add your listing with up to 5 photos, a custom title, and a description.



3. Enter all of the necessary info, including the condition, price, quantity, title, and your photos. You may also add an optional description up to 5,000 characters. Keep in mind that your photos should all be in .jpg format, no smaller than 750px wide, and no larger than 15mb.
4. Click the Publish to Live Inventory button to add your listing to the TCGplayer Marketplace. Once published, your listing will have its own unique product page with its own custom URL that you'll be able to link to directly.



**Add Listing with Photo**

**Mox Sapphire**  
Beta Edition Rarity: R Moderately Played


**Inventory and Pricing**


Price \* \$ 2980.00  
Factor in the costs of materials and labor, scarcity, and other related business expenses.

Quantity \* 1

**Listing Details**

Title \* Mox Sapphire Beta Moderately played with some inking check description  
include keywords that help buyers know why your product is great.

Main Photo \*   
Images must be in .jpg format, no smaller than 750px wide and no larger than 15mb.

Additional Photos   
Show alternate angles and close-ups to highlight what makes your item unique.

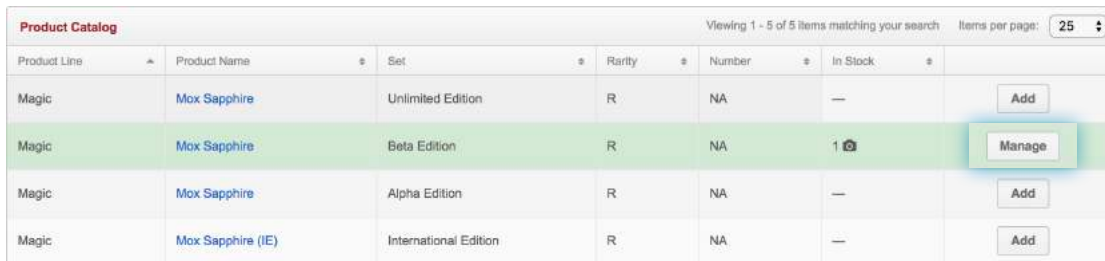
Description 4888 characters remaining  
This card is more lightly played than moderately played, but it does have the inking on the sides as pictured.

[Cancel](#) [Publish to Live Inventory](#)

# Editing Your Listings with Photos

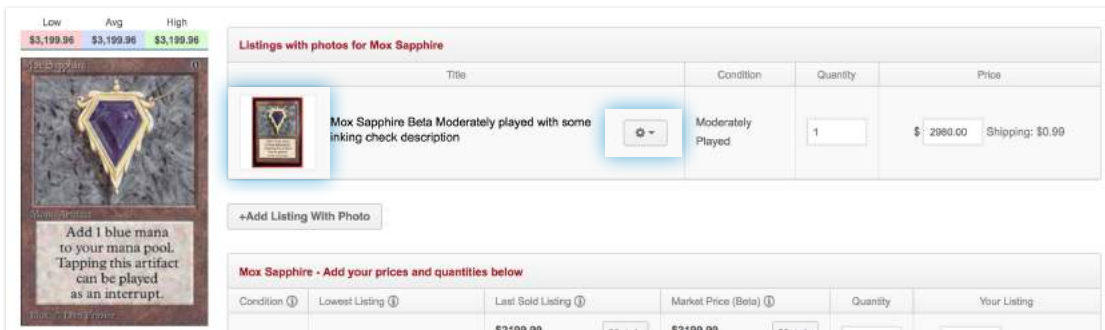
Editing your photos is just as easy as adding them. Follow these simple steps to edit your listings using the Inventory tab. For more detailed instructions for both the Inventory and Pricing tabs, refer to [How to Edit Listings with Photos](#).

1. Within the Inventory tab, click the Manage button next to the listing you want to modify.



| Product Line | Product Name      | Set                   | Rarity | Number | In Stock |        |
|--------------|-------------------|-----------------------|--------|--------|----------|--------|
| Magic        | Mox Sapphire      | Unlimited Edition     | R      | NA     | —        | Add    |
| Magic        | Mox Sapphire      | Beta Edition          | R      | NA     | 1        | Manage |
| Magic        | Mox Sapphire      | Alpha Edition         | R      | NA     | —        | Add    |
| Magic        | Mox Sapphire (IE) | International Edition | R      | NA     | —        | Add    |

2. Click on either the image for the listing or the gear icon to edit it.



Low Avg High  
\$3,199.96 \$3,199.96 \$3,199.96

Listings with photos for Mox Sapphire

| Title  | Condition         | Quantity | Price                       |
|--|-------------------|----------|-----------------------------|
| Mox Sapphire Beta Moderately played with some inking check description | Moderately Played | 1        | \$ 2980.00 Shipping: \$0.99 |

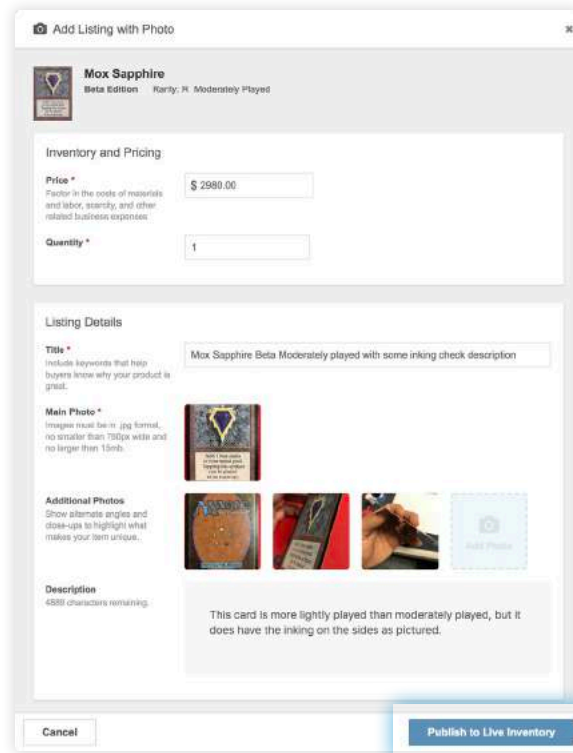
+Add Listing With Photo

Mox Sapphire - Add your prices and quantities below

| Condition | Lowest Listing | Last Sold Listing | Market Price (Beta) | Quantity | Your Listing |
|-----------|----------------|-------------------|---------------------|----------|--------------|
|           | \$2199.99      |                   | \$2199.99           |          |              |

3. Make updates as needed to the price, quantity, title, photos, and description. Note: If you've already made a sale for the existing product listing, editing will create a new listing to preserve the historical record of the exact listing when a sale was made.
4. Once you've made your desired edits, click the Publish to Live Inventory button to update the listing in your Live Inventory.

Need additional assistance? Check out the [listings with photos articles](#) in our Help Center for even more details.



Add Listing with Photo

Mox Sapphire  
Beta Edition Rarity: R Moderately Played

Inventory and Pricing

Price \* \$ 2980.00  
Factor in the costs of materials and labor, assembly, and other related business expenses.

Quantity \* 1

Listing Details

Title \* Mox Sapphire Beta Moderately played with some inking check description  
Include keywords that help buyers know why your product is great.

Main Photo \*  
Images must be in .jpg format, no smaller than 750px wide and no larger than 15mb.

Additional Photos  
Show alternate angles and close-ups to highlight what makes your item unique.

Description  
4888 characters remaining.  
This card is more lightly played than moderately played, but it does have the inking on the sides as pictured.

Cancel Publish to Live Inventory